











PACBRAKE APPLICATION GUIDE

ALPHA™ AIR SUSPENSION KITS

UPDATED: January 5, 2022

MODEL	YEAR	KIT #	INSTALL MANUAL		FRAME MOUNT				
CHEVROLET/GMC									
<i>Chevrolet/GMC SUVs</i>									
JIMMY/BLAZER (4WD)	1969-1991	HP10033 *	L6030	SS	Outside	Yes	2½ Hrs	HP10001	
JIMMY/BLAZER (2WD)	1973-1991	HP10033 *	L6030	SS	Outside	Yes	2½ Hrs	HP10001	
<i>Chevrolet/GMC Pickup Trucks</i>									
COLORADO/CANYON (2WD/4WD) ◇	2004-2012	HP10224 ◇	L6383	SS	Inside	No	2 Hrs	HP10001	
COLORADO/CANYON (2WD/4WD) ◇	2009-2012	HP10226 ◇	L6383	SS	Inside	No	2 Hrs	HP10173	
COLORADO/CANYON (2WD/4WD) INCLUDES ZR2	2015-2021	HP10339	L6483	SS	Inside	No	2 Hrs	HP10001	
<i>Chevrolet Silverado/GMC Sierra 1500</i>									
C-10 (2WD)	1973-1987	HP10019 †	L5685	DC	Outside	Yes	3 Hrs	HP10000D	
C-10 (2WD)	1973-1987	HP10033 *	L6030	SS	Outside	Yes	2½ Hrs	HP10001	
K-10 (4WD)	1973-1987	HP10019 †	L5685	DC	Outside	Yes	3 Hrs	HP10000D	
K-10 (4WD)	1973-1987	HP10033 *	L6030	SS	Outside	Yes	2½ Hrs	HP10001	
SIERRA/SILVERADO K/C 1500 Δ (2WD/4WD)	1988-1998	HP10088 *** / Δ HP10120 *** / Δ	L5932	DC	Inside	Yes	3 Hrs	HP10000D HP10001	
SIERRA/SILVERADO 1500HD (2WD/4WD) HEAVY LOADS	2001-2006	HP10072 ****	L5863	DC	Inside	No	2½ Hrs	HP10000D	
SIERRA/SILVERADO 1500 (2WD/4WD)	1999-2007	HP10033 *	L6030	SS	Outside	Yes	2½ Hrs	HP10001	
SILVERADO 1500HD (2WD/4WD)	2001-2005	HP10033 *	L6030	SS	Outside	Yes	2½ Hrs	HP10001	
SIERRA 1500HD (2WD/4WD)	2001-2008	HP10033 *	L6030	SS	Outside	Yes	2½ Hrs	HP10001	
SIERRA/SILVERADO 1500 (2WD/4WD) FOR SHORT (69.3") AND MEDIUM (78.7") TRUCK BED LENGTHS <i>Will not fit if vehicle is equipped with MagneRide</i>	2007-2018	HP10216	L6360	DC	Inside	No ♦	3 Hrs	HP10000D	
SIERRA/SILVERADO 1500 (2WD/4WD) FOR SHORT (69.3") AND MEDIUM (78.7") TRUCK BED LENGTHS	2007-2018	HP10144	L6035	SS	Outside	No	2 Hrs	HP10001	
SIERRA/SILVERADO 1500 (2WD/4WD) FOR LONG (97.8") TRUCK BED LENGTHS	2007-2018	HP10178	L6035	SS	Outside	No	2 Hrs	HP10001	
SIERRA LIMITED/SILVERADO LD 1500 (2WD/4WD)	2019	HP10216	L6360	DC	Inside	No ♦	3 Hrs	HP10000D	
SIERRA/SILVERADO 1500 (2WD/4WD) FOR ALL TRUCK BED LENGTHS. <i>AT4/Trail Boss - requires use of 2" spacer 10152. Will not fit if vehicle is equipped with Adaptive Ride Control.</i>	2019-2021	HP10340	L6453	DC	Inside	No ♦	2 Hrs	HP10000D	

PLEASE NOTE: Kits are designed to fit stock vehicles. For modified vehicles we recommend checking the fitment. Rated up to 5000lbs unless otherwise stated.

	REPLACEMENT AIR SPRING		AIR SPRING STYLE	DC	DOUBLE CONVOLUTED	SS	SLEEVE STYLE
	VEHICLE MODIFICATION REQUIRED		SUGGESTED INSTALLATION TIME	SC	SINGLE CONVOLUTED	IC	IN-COIL
*	THE 10033 KIT REQUIRES 6" BETWEEN THE TIRE AND FRAME	†		†	10019 KITS FIT WITH A REESE 5th WHEEL RAIL KIT (MODELS 30033, 30035 & 30729)		
**	WILL ONLY FIT WITH STOCK WHEELS & TIRES	††		††	10070 KITS FIT WITH A DRAW TITE 15000 5th WHEEL HITCH		
***	FOR 'C' CHANNEL FRAMES	†††		†††	FOR ALL TRUCKS, INCLUDING THOSE WITH 5th WHEEL HITCHES. NOT FOR CHASSIS CAB TRUCKS		
****	FOR HYDRO FORMED FRAMES	‡		‡	10002 KITS FIT WITH 3349 & 3319 SUPERGLIDE 5th WHEEL RAIL KITS ON 4WD VEHICLES		
▪	WILL NOT FIT MODELS WITH FACTORY AIR SUSPENSION	‡‡		‡‡	10089 KITS WILL NOT FIT WITH 3349 & 3319 SUPERGLIDE 5th WHEEL RAIL KITS ON 2WD VEHICLES		
✕	VEHICLE MUST HAVE A LIFT BLOCK	♦		♦	DRILLING MAY BE REQUIRED ON TRUCKS WITH AN AFTERMARKET 5th WHEEL HITCH		
Δ	IF THE FRAME TO AXLE PAD DISTANCE IS 7.25" OR LESS, USE KIT 10120	◇		◇	SEE MANUAL OR CALL FOR SPECIFIC SUB-MODEL APPLICATIONS		



AFTERMARKET BY
PACBRAKE

USA
CANADA

1670 Grant Ave, Blaine, WA 98230 • 800.663.0096 / pacbrake.com

26688 56 Ave, Langley, BC V4W 3X5 • EMAIL info@pacbrake.com • FAX 604.882.9278



REV101_01.05.2022



PACBRAKE APPLICATION GUIDE

ALPHA™ AIR SUSPENSION KITS

UPDATED: January 5, 2022

MODEL	YEAR	KIT #	INSTALL MANUAL		FRAME MOUNT			
-------	------	-------	----------------	--	-------------	--	--	--

CHEVROLET/GMC

Chevrolet Silverado/GMC Sierra 2500

C-20 (2WD)	1973-1987	HP10019 †	L5685	DC	Outside	Yes	3 Hrs	HP10000D
C-20 (2WD)	1973-1987	HP10033 *	L6030	SS	Outside	Yes	2½ Hrs	HP10001
K-20 (4WD)	1973-1987	HP10019 †	L5685	DC	Outside	Yes	3 Hrs	HP10000D
SIERRA/SILVERADO K/C 2500 Δ (2WD/4WD)	1988-1998	HP10088 ***/Δ HP10120 ***/Δ	L5932	DC	Inside	Yes	3 Hrs	HP10000D HP10001
SIERRA/SILVERADO 2500 Δ (2WD/4WD) DRUM BRAKES ONLY	1999-2000	HP10088 ***/Δ HP10120 ***/Δ	L5932	DC	Inside	Yes	3 Hrs	HP10000D HP10001
SIERRA/SILVERADO 2500HD (2WD/4WD)	2001-2010	HP10005 †††	L5683	DC	Inside	No	2 Hrs	HP10000D
SIERRA/SILVERADO 2500HD (2WD/4WD) RATED UP TO 7500lbs	2001-2010	HP10005-X †††	L6519	DC	Inside	No	2 Hrs	HP10438
SIERRA/SILVERADO 2500HD (2WD/4WD)	2011-2019	HP10171 †††	L6135	DC	Inside	No ♦	2½ Hrs	HP10000D
SIERRA/SILVERADO 2500HD (2WD/4WD) RATED UP TO 7500lbs	2011-2019	HP10171-X †††	L6518	DC	Inside	No ♦	2½ Hrs	HP10438
SIERRA/SILVERADO 2500HD (2WD/4WD)	2020-2022	HP10355 †††	L6502	DC	Inside	No	2½ Hrs	HP10000D
SIERRA/SILVERADO 2500HD (2WD/4WD) RATED UP TO 7500lbs	2020-2022	HP10355-X †††	L6504	DC	Inside	No	2½ Hrs	HP10438

Chevrolet Silverado/GMC Sierra 3500

C-30 (2WD)	1973-1987	HP10019 †	L5685	DC	Outside	Yes	3 Hrs	HP10000D
C-30 (2WD)	1973-1987	HP10033 *	L6030	SS	Outside	Yes	2½ Hrs	HP10001
K-30 (4WD)	1973-1987	HP10019 †	L5685	DC	Outside	Yes	3 Hrs	HP10000D
SIERRA/SILVERADO K/C 3500 Δ (2WD/4WD)	1988-2000	HP10088 ***/Δ HP10120 ***/Δ	L5932	DC	Inside	Yes	3 Hrs	HP10000D HP10001
SIERRA/SILVERADO 3500HD (2WD/4WD) Not for commercial cab and chassis	2001-2010	HP10005	L5683	DC	Inside	No	2 Hrs	HP10000D
SIERRA/SILVERADO 3500HD (2WD/4WD) Not for commercial cab and chassis RATED UP TO 7500lbs	2001-2010	HP10005-X †††	L6519	DC	Inside	No	2 Hrs	HP10438
SIERRA/SILVERADO 3500HD (2WD/4WD) Not for commercial cab and chassis	2011-2019	HP10171 †††	L6135	DC	Inside	No ♦	2½ Hrs	HP10000D
SIERRA/SILVERADO 3500HD (2WD/4WD) Not for commercial cab and chassis RATED UP TO 7500lbs	2011-2019	HP10171-X †††	L6518	DC	Inside	No ♦	2½ Hrs	HP10438
SIERRA/SILVERADO 3500HD (2WD/4WD) Not for commercial cab and chassis	2020-2022	HP10355 †††	L6502	DC	Inside	No	2½ Hrs	HP10000D
SIERRA/SILVERADO 3500HD (2WD/4WD) Not for commercial cab and chassis RATED UP TO 7500lbs	2020-2022	HP10355-X †††	L6504	DC	Inside	No	2½ Hrs	HP10438

PLEASE NOTE: Kits are designed to fit stock vehicles. For modified vehicles we recommend checking the fitment. Rated up to 5000lbs unless otherwise stated.

	REPLACEMENT AIR SPRING		AIR SPRING STYLE	DC	DOUBLE CONVOLUTED	SS	SLEEVE STYLE
	VEHICLE MODIFICATION REQUIRED		SUGGESTED INSTALLATION TIME	SC	SINGLE CONVOLUTED	IC	IN-COIL
*	THE 10033 KIT REQUIRES 6" BETWEEN THE TIRE AND FRAME	†		†	10019 KITS FIT WITH A REESE 5th WHEEL RAIL KIT (MODELS 30033, 30035 & 30729)		
**	WILL ONLY FIT WITH STOCK WHEELS & TIRES	††		††	10070 KITS FIT WITH A DRAW TITE 15000 5th WHEEL HITCH		
***	FOR 'C' CHANNEL FRAMES	†††		†††	FOR ALL TRUCKS, INCLUDING THOSE WITH 5th WHEEL HITCHES. NOT FOR CHASSIS CAB TRUCKS		
****	FOR HYDRO FORMED FRAMES	††††		†	10002 KITS FIT WITH 3349 & 3319 SUPERGLIDE 5th WHEEL RAIL KITS ON 4WD VEHICLES		
▪	WILL NOT FIT MODELS WITH FACTORY AIR SUSPENSION	†††††		††	10089 KITS WILL NOT FIT WITH 3349 & 3319 SUPERGLIDE 5th WHEEL RAIL KITS ON 2WD VEHICLES		
✕	VEHICLE MUST HAVE A LIFT BLOCK	♦		♦	DRILLING MAY BE REQUIRED ON TRUCKS WITH AN AFTERMARKET 5th WHEEL HITCH		
Δ	IF THE FRAME TO AXLE PAD DISTANCE IS 7.25" OR LESS, USE KIT 10120	◇		◇	SEE MANUAL OR CALL FOR SPECIFIC SUB-MODEL APPLICATIONS		



AFTERMARKET BY
PACBRAKE

USA
CANADA

1670 Grant Ave, Blaine, WA 98230 • 800.663.0096 / pacbrake.com
26688 56 Ave, Langley, BC V4W 3X5 • EMAIL info@pacbrake.com • FAX 604.882.9278







REV101_01.05.2022







PACBRAKE APPLICATION GUIDE

ALPHA™ AIR SUSPENSION KITS

UPDATED: January 5, 2022

MODEL	YEAR	KIT #	INSTALL MANUAL		FRAME MOUNT			
CHEVROLET/GMC								
<i>Chevrolet/GMC Motorhomes (Class C Vans) & Commercial Vehicles</i>								
CLASS C MOTORHOME G3500 (2WD) <i>Dual rear wheels</i>	2013-2015	HP10227	L6386	SC	Inside	No	2 Hrs	HP10083
CLASS C MOTORHOME G4500 (2WD) <i>Dual rear wheels</i>	2013-2015	HP10227	L6386	SC	Inside	No	2 Hrs	HP10083
SILVERADO 4500HD (2WD/4WD) CHASSIS CAB	2018-2021	HP10373-X	L6517	DC	Inside	Yes	2½ Hrs	HP10438
SILVERADO 5500HD (2WD/4WD) CHASSIS CAB	2018-2021	HP10373-X	L6517	DC	Inside	Yes	2½ Hrs	HP10438
International CV Class 4/5 Trucks (2WD / 4WD)	2018-2021	HP10373-X	L6517	DC	Inside	Yes	2½ Hrs	HP10438

PLEASE NOTE: Kits are designed to fit stock vehicles. For modified vehicles we recommend checking the fitment. Rated up to 5000lbs unless otherwise stated.

	REPLACEMENT AIR SPRING		AIR SPRING STYLE	DC	DOUBLE CONVOLUTED	SS	SLEEVE STYLE
	VEHICLE MODIFICATION REQUIRED		SUGGESTED INSTALLATION TIME	SC	SINGLE CONVOLUTED	IC	IN-COIL
*	THE 10033 KIT REQUIRES 6" BETWEEN THE TIRE AND FRAME	†	10019 KITS FIT WITH A REESE 5th WHEEL RAIL KIT (MODELS 30033, 30035 & 30729)				
**	WILL ONLY FIT WITH STOCK WHEELS & TIRES	††	10070 KITS FIT WITH A DRAW TITE 15000 5th WHEEL HITCH				
***	FOR 'C' CHANNEL FRAMES	†††	FOR ALL TRUCKS, INCLUDING THOSE WITH 5th WHEEL HITCHES. NOT FOR CHASSIS CAB TRUCKS				
****	FOR HYDRO FORMED FRAMES	‡	10002 KITS FIT WITH 3349 & 3319 SUPERGLIDE 5th WHEEL RAIL KITS ON 4WD VEHICLES				
▪	WILL NOT FIT MODELS WITH FACTORY AIR SUSPENSION	‡‡	10089 KITS WILL NOT FIT WITH 3349 & 3319 SUPERGLIDE 5th WHEEL RAIL KITS ON 2WD VEHICLES				
✕	VEHICLE MUST HAVE A LIFT BLOCK	‡‡‡	DRILLING MAY BE REQUIRED ON TRUCKS WITH AN AFTERMARKET 5th WHEEL HITCH				
Δ	IF THE FRAME TO AXLE PAD DISTANCE IS 7.25" OR LESS, USE KIT 10120	‡‡‡‡	SEE MANUAL OR CALL FOR SPECIFIC SUB-MODEL APPLICATIONS				



AFTERMARKET BY
PACBRAKE

USA
CANADA

1670 Grant Ave, Blaine, WA 98230 • 800.663.0096 / pacbrake.com
26688 56 Ave, Langley, BC V4W 3X5 • EMAIL info@pacbrake.com • FAX 604.882.9278







REV101_01.05.2022







PACBRAKE APPLICATION GUIDE

ALPHA™ AIR SUSPENSION KITS

UPDATED: January 5, 2022

MODEL	YEAR	KIT #	INSTALL MANUAL		FRAME MOUNT			
DODGE/RAM								
<i>Dodge SUVs</i>								
RAM CHARGER (2WD/4WD)	1974-1993	HP10033 *	L6030	SS	Outside	Yes	2½ Hrs	HP10001
<i>Dodge Pickup Trucks</i>								
DAKOTA (4WD)	1987-2004	HP10033 *	L6030	SS	Outside	Yes	2½ Hrs	HP10001
DAKOTA (2WD/4WD) ◆	2005-2011	HP10220 ◆	L6370	SS	Outside	Yes	2½ Hrs	HP10001
DAKOTA RT (2WD)	2000-2001	HP10033 *	L6030	SS	Outside	Yes	2½ Hrs	HP10001
W-100 (2WD/4WD)	1969-1993	HP10033 *	L6030	SS	Outside	Yes	2½ Hrs	HP10001
W-100 (2WD/4WD) HEAVY LOADS	1969-1993	HP10019 †	L5685	DC	Outside	Yes	3 Hrs	HP10000D
D-150, W-150 (2WD/4WD)	1969-1993	HP10033 *	L6030	SS	Outside	Yes	2½ Hrs	HP10001
D-150, W-150 (2WD/4WD) HEAVY LOADS	1969-1993	HP10019 †	L5685	DC	Outside	Yes	3 Hrs	HP10000D
D-250, W-250 (2WD/4WD)	1969-1993	HP10019 †	L5685	DC	Outside	Yes	3 Hrs	HP10000D
D-350, W-350 (2WD/4WD)	1969-1993	HP10019 †	L5685	DC	Outside	Yes	3 Hrs	HP10000D
<i>Ram 1500</i>								
RAM 1500 (2WD/4WD)	1994-2001	HP10033 *	L6030	SS	Outside	Yes	2½ Hrs	HP10001
RAM 1500 (2WD) HEAVY LOADS	1994-2001	HP10019 †	L5685	DC	Outside	Yes	3 Hrs	HP10000D
RAM 1500 (2WD/4WD) HEAVY LOADS	2002-2008	HP10071	L5835	DC	Inside	No	2½ Hrs	HP10000D
RAM MEGA CAB 1500 (2WD)	2006-2008	HP10089 ††	L5682	SC	Inside	No	2 Hrs	HP10083
RAM MEGA CAB 1500 (4WD)	2006-2008	HP10002 ‡	L5682	DC	Inside	No	2 Hrs	HP10000D
RAM 1500 (2WD/4WD) ▪ <small>Will not fit TRX models</small>	2009-2022	HP10337	L6480	SC	Inside	No	2 Hrs	HP10083
RAM 1500 (4WD) ▪	2009-2021	HP10336	L6480	DC	Inside	No	2 Hrs	HP10000D
<i>Ram 2500</i>								
RAM 2500 (2WD/4WD)	1994-2002	HP10019 †	L5685	DC	Outside	Yes	3 Hrs	HP10000D
RAM 2500 (4WD) INCLUDING MEGA CAB	2003-2013	HP10002 ‡	L5682	DC	Inside	No	2 Hrs	HP10000D
RAM 2500 (4WD) INCLUDING MEGA CAB RATED UP TO 7500lbs	2013	HP10002-X ‡	L6520	DC	Inside	No	2 Hrs	HP10438
RAM 2500 (2WD) INCLUDING MEGA CAB	2003-2013	HP10089 ††	L5682	SC	Inside	No	2 Hrs	HP10083
RAM 2500 (2WD/4WD)	2014-2022	HP10206	L6345	DC	Inside	No	2 Hrs	HP10000D
RAM 2500 (2WD/4WD) RATED UP TO 7500lbs	2014-2022	HP10206-X	L6521	DC	Inside	No	2 Hrs	HP10438

PLEASE NOTE: Kits are designed to fit stock vehicles. For modified vehicles we recommend checking the fitment. Rated up to 5000lbs unless otherwise stated.

	REPLACEMENT AIR SPRING		AIR SPRING STYLE	DC	DOUBLE CONVOLUTED	SS	SLEEVE STYLE
	VEHICLE MODIFICATION REQUIRED		SUGGESTED INSTALLATION TIME	SC	SINGLE CONVOLUTED	IC	IN-COIL
*	THE 10033 KIT REQUIRES 6" BETWEEN THE TIRE AND FRAME			†	10019 KITS FIT WITH A REESE 5th WHEEL RAIL KIT (MODELS 30033, 30035 & 30729)		
**	WILL ONLY FIT WITH STOCK WHEELS & TIRES			††	10070 KITS FIT WITH A DRAW TITE 15000 5th WHEEL HITCH		
***	FOR 'C' CHANNEL FRAMES			†††	FOR ALL TRUCKS, INCLUDING THOSE WITH 5th WHEEL HITCHES. NOT FOR CHASSIS CAB TRUCKS		
****	FOR HYDRO FORMED FRAMES			‡	10002 KITS FIT WITH 3349 & 3319 SUPERGLIDE 5th WHEEL RAIL KITS ON 4WD VEHICLES		
▪	WILL NOT FIT MODELS WITH FACTORY AIR SUSPENSION			‡‡	10089 KITS WILL NOT FIT WITH 3349 & 3319 SUPERGLIDE 5th WHEEL RAIL KITS ON 2WD VEHICLES		
×	VEHICLE MUST HAVE A LIFT BLOCK			‡‡‡	DRILLING MAY BE REQUIRED ON TRUCKS WITH AN AFTERMARKET 5th WHEEL HITCH		
Δ	IF THE FRAME TO AXLE PAD DISTANCE IS 7.25" OR LESS, USE KIT 10120			◆	SEE MANUAL OR CALL FOR SPECIFIC SUB-MODEL APPLICATIONS		



AFTERMARKET BY
PACBRAKE

USA
CANADA

1670 Grant Ave, Blaine, WA 98230 • 800.663.0096 / pacbrake.com

26688 56 Ave, Langley, BC V4W 3X5 • EMAIL info@pacbrake.com • FAX 604.882.9278



REV101_01.05.2022



PACBRAKE APPLICATION GUIDE

ALPHA™ AIR SUSPENSION KITS

UPDATED: January 5, 2022

MODEL	YEAR	KIT #	INSTALL MANUAL		FRAME MOUNT			
-------	------	-------	----------------	--	-------------	--	--	--

DODGE/RAM

Ram 3500

RAM 3500 (2WD / 4WD)	1994-2002	HP10019 †	L5685	DC	Outside	Yes	3 Hrs	HP10000D
RAM 3500 (4WD) INCLUDING MEGA CAB	2003-2018	HP10002 ‡	L5682	DC	Inside	No	2 Hrs	HP10000D
RAM 3500 (4WD) INCLUDING MEGA CAB RATED UP TO 7500lbs	2013-2018	HP10002-X ‡	L6520	DC	Inside	No	2 Hrs	HP10438
RAM 3500 (2WD) INCLUDING MEGA CAB	2003-2018	HP10089 ††	L5682	SC	Inside	No	2 Hrs	HP10083
RAM 3500 (2WD / 4WD)	2019-2022	HP10368	L6512	DC	Inside	No	2½ Hrs	HP10000D
RAM 3500 (2WD / 4WD) RATED UP TO 7500lbs <i>Will not fit with factory optional air equipped or cab & chassis models.</i>	2019-2022	HP10368-X	L6522	DC	Inside	No	2½ Hrs	HP10438

Dodge Vans/Commercial Vehicles

RAM ProMaster 1500 (2WD/4WD)	2013-2020	HP10365	L6511	SC	Inside	No	2 Hrs	HP10083
RAM ProMaster 2500 (2WD/4WD)	2013-2020	HP10365	L6511	SC	Inside	No	2 Hrs	HP10083
RAM ProMaster 3500 (2WD/4WD)	2013-2020	HP10365	L6511	SC	Inside	No	2 Hrs	HP10083
RAM 3500 (2WD / 4WD) CHASSIS CAB <i>The 10136 must be purchased for vehicles that have a round axle tube with the breather located approximately 7" from the spring pack.</i>	2006-2018	HP10002 ‡ & HP10136	L5682	DC	Inside	No	2 Hrs	HP10000D
RAM 3500 (2WD / 4WD) CHASSIS CAB <i>The 10349 must be purchased for vehicles that have a round axle tube with the breather located approximately 7" from the spring pack.</i>	2019-2020	HP10002 ‡ & HP10349	L5682	DC	Inside	No	2 Hrs	HP10000D
RAM 4500 (2WD / 4WD) CHASSIS CAB	2007-2009	HP10121	L5934	DC	Inside	No	3 Hrs	HP10068
RAM 4500 (2WD / 4WD) CHASSIS CAB	2018-2021	HP10371-X	L6516	DC	Inside	Yes	2½ Hrs	HP10438
RAM 4500 (2WD / 4WD) CHASSIS CAB	2010-2020	HP10321	L6454	DC	Inside	No	2 Hrs	HP10068
RAM 5500 (2WD / 4WD) CHASSIS CAB	2007-2009	HP10121	L5934	DC	Inside	No	3 Hrs	HP10068
RAM 5500 (2WD / 4WD) CHASSIS CAB	2010-2020	HP10321	L6454	DC	Inside	No	2 Hrs	HP10068
RAM 5500 (2WD / 4WD) CHASSIS CAB	2018-2021	HP10371-X	L6516	DC	Inside	Yes	2½ Hrs	HP10438
SPRINTER 2500 (2WD)	2007-2009	HP10147	L6037	DC	Inside	Yes	2½ Hrs	HP10000D
SPRINTER, 2500 (2WD / 4WD) SRW VEHICLES	2006-2020	HP10395	L6536	DC	Inside	No	2 Hrs	HP10000D
SPRINTER, 2500 (2WD / 4WD) SRW VEHICLES	2006-2020	HP10395-X	L6529	DC	Inside	No	2 Hrs	HP10438
SPRINTER, 3500 (2WD / 4WD) SRW VEHICLES	2006-2020	HP10395	L6536	DC	Inside	No	2 Hrs	HP10000D
SPRINTER, 3500 (2WD / 4WD) SRW VEHICLES	2006-2020	HP10395-X	L6529	DC	Inside	No	2 Hrs	HP10438
SPRINTER, 3500XD (2WD / 4WD) DRW VEHICLES <i>Does not fit models with ride height sensors</i>	2006-2020	HP10391	L6527	DC	Inside	No	2 Hrs	HP10000D
SPRINTER, 3500XD (2WD / 4WD) DRW VEHICLES <i>Does not fit models with ride height sensors</i>	2006-2020	HP10391-X	L6535	DC	Inside	No	2 Hrs	HP10438
SPRINTER, 4500 (2WD / 4WD) DRW VEHICLES <i>Does not fit models with ride height sensors</i>	2006-2020	HP10391	L6527	DC	Inside	No	2 Hrs	HP10000D
SPRINTER, 4500 (2WD / 4WD) DRW VEHICLES <i>Does not fit models with ride height sensors</i>	2006-2020	HP10391-X	L6535	DC	Inside	No	2 Hrs	HP10438

PLEASE NOTE: Kits are designed to fit stock vehicles. For modified vehicles we recommend checking the fitment. Rated up to 5000lbs unless otherwise stated.

	REPLACEMENT AIR SPRING		AIR SPRING STYLE	DC	DOUBLE CONVOLUTED	SS	SLEEVE STYLE
	VEHICLE MODIFICATION REQUIRED		SUGGESTED INSTALLATION TIME	SC	SINGLE CONVOLUTED	IC	IN-COIL
*	THE 10033 KIT REQUIRES 6" BETWEEN THE TIRE AND FRAME	†			10019 KITS FIT WITH A REESE 5th WHEEL RAIL KIT (MODELS 30033, 30035 & 30729)		
**	WILL ONLY FIT WITH STOCK WHEELS & TIRES	††			10070 KITS FIT WITH A DRAW TITE 15000 5th WHEEL HITCH		
***	FOR 'C' CHANNEL FRAMES	†††			FOR ALL TRUCKS, INCLUDING THOSE WITH 5th WHEEL HITCHES. NOT FOR CHASSIS CAB TRUCKS		
****	FOR HYDRO FORMED FRAMES	‡			10002 KITS FIT WITH 3349 & 3319 SUPERGLIDE 5th WHEEL RAIL KITS ON 4WD VEHICLES		
▪	WILL NOT FIT MODELS WITH FACTORY AIR SUSPENSION	‡‡			10089 KITS WILL NOT FIT WITH 3349 & 3319 SUPERGLIDE 5th WHEEL RAIL KITS ON 2WD VEHICLES		
×	VEHICLE MUST HAVE A LIFT BLOCK	‡‡‡			DRILLING MAY BE REQUIRED ON TRUCKS WITH AN AFTERMARKET 5th WHEEL HITCH		
Δ	IF THE FRAME TO AXLE PAD DISTANCE IS 7.25" OR LESS, USE KIT 10120	‡‡‡‡			SEE MANUAL OR CALL FOR SPECIFIC SUB-MODEL APPLICATIONS		



AFTERMARKET BY
PACBRAKE

USA
CANADA

1670 Grant Ave, Blaine, WA 98230 • 800.663.0096 / pacbrake.com

26688 56 Ave, Langley, BC V4W 3X5 • EMAIL info@pacbrake.com • FAX 604.882.9278



REV101_01.05.2022



PACBRAKE APPLICATION GUIDE

ALPHA™ AIR SUSPENSION KITS

UPDATED: January 5, 2022

MODEL	YEAR	KIT #	INSTALL MANUAL		FRAME MOUNT			
-------	------	-------	----------------	--	-------------	--	--	--

FORD

Ford SUVs

BRONCO (4WD)	1980-1996	HP10033 *	L6030	SS	Outside	Yes	2½ Hrs	HP10001
BRONCO II (4WD)	1983-1990	HP10033 *	L6030	SS	Outside	Yes	2½ Hrs	HP10001

Ford Pickup Trucks

RANGER ** (2WD/4WD)	1998-2010	HP10019 †	L5685	DC	Outside	Yes	3 Hrs	HP10000D
RANGER (2WD/4WD)	2019+	HP10352	L6491	SC	Outside	No	2 Hrs	HP10353
F-100 (4WD) HEAVY LOADS	1966-1996	HP10019 †	L5685	DC	Outside	Yes	3 Hrs	HP10000D
F-100 (4WD) LIGHT LOADS	1966-1996	HP10033 *	L6030	SS	Outside	Yes	2½ Hrs	HP10001
F-100 (2WD) HEAVY LOADS	1968-1996	HP10019 †	L5685	DC	Outside	Yes	3 Hrs	HP10000D
F-100 (2WD) LIGHT LOADS	1968-1996	HP10033 *	L6030	SS	Outside	Yes	2½ Hrs	HP10001

Ford F-150

F-150 (4WD) HEAVY LOADS	1966-1996	HP10019 †	L5685	DC	Outside	Yes	3 Hrs	HP10000D
F-150 (2WD) HEAVY LOADS	1968-1996	HP10019 †	L5685	DC	Outside	Yes	3 Hrs	HP10000D
F-150 (2WD) LIGHT LOADS	1968-1996	HP10033 *	L6030	SS	Outside	Yes	2½ Hrs	HP10001
F-150 (2WD/4WD) INCLUDING HERITAGE	1997-2003	HP10033 *	L6030	SS	Outside	Yes	2½ Hrs	HP10001
F-150 (2WD/4WD) HEAVY LOADS <i>Will not fit fx2</i>	2004-2008	HP10004	L5681	DC	Outside	No	2 Hrs	HP10000D
F-150 (2WD/4WD) EXCLUDES HERITAGE	2004-2009	HP10153	L6146	SS	Outside	No	2½ Hrs	HP10173
F-150 (2WD/4WD) EXCLUDES HERITAGE & F-150 RAPTOR <i>Will not fit newer style, aluminum body trucks</i>	2010-2014	HP10155	L6146	SS	Outside	No	2½ Hrs	HP10001
F-150 (4WD)	2004-2014	HP10212	L6335	DC	Inside	No	2½ Hrs	HP10000D
F-150 (4WD) EXCLUDES RAPTOR	2015-2020	HP10358	L6497	DC	Outside	No	1½ Hrs	HP10000D
F-150 (2WD /4WD) EXCLUDES RAPTOR <i>*2WD applications require use of 2" spacer 10152.</i>	2021	HP10402	L6539	DC	Outside	No	2 Hrs	HP10000D

Ford F-250

F-250 (2WD) UNDER 7500 GVWR	1969-1979	HP10019 †	L5685	DC	Outside	Yes	3 Hrs	HP10000D
F-250 (2WD)	1980-1996	HP10019 †	L5685	DC	Outside	Yes	3 Hrs	HP10000D
F-250 (4WD) '97 HEAVY DUTY OVER 8600 GVWR	1980-1997	HP10019 †	L5685	DC	Outside	Yes	3 Hrs	HP10000D
F-250 LIGHT DUTY (2WD/4WD) UNDER 7500 GVWR	1997-1998	HP10019 †	L5685	DC	Outside	Yes	3 Hrs	HP10000D
F-250 SUPER DUTY (2WD/4WD)	1999-2010	HP10070 ††	L5754	DC	Outside	Yes	3 Hrs	HP10000D
F-250 SUPER DUTY (2WD)	2005-2010	HP10182 †††	L6220	DC	Inside	No ♦	4 Hrs	HP10000D
F-250 SUPER DUTY (4WD)	2005-2010	HP10181 †††	L6220	DC	Inside	No ♦	4 Hrs	HP10000D
F-250 SUPER DUTY (2WD/4WD) <i>Will not fit vehicles with factory installed 5th wheel hitch</i>	2010-2016	HP10070 ††	L5754	DC	Outside	Yes	3 Hrs	HP10000D

PLEASE NOTE: Kits are designed to fit stock vehicles. For modified vehicles we recommend checking the fitment. Rated up to 5000lbs unless otherwise stated.

	REPLACEMENT AIR SPRING		AIR SPRING STYLE	DC	DOUBLE CONVOLUTED	SS	SLEEVE STYLE
	VEHICLE MODIFICATION REQUIRED		SUGGESTED INSTALLATION TIME	SC	SINGLE CONVOLUTED	IC	IN-COIL
*	THE 10033 KIT REQUIRES 6" BETWEEN THE TIRE AND FRAME	†			10019 KITS FIT WITH A REESE 5th WHEEL RAIL KIT (MODELS 30033, 30035 & 30729)		
**	WILL ONLY FIT WITH STOCK WHEELS & TIRES	††			10070 KITS FIT WITH A DRAW TITE 15000 5th WHEEL HITCH		
***	FOR 'C' CHANNEL FRAMES	†††			FOR ALL TRUCKS, INCLUDING THOSE WITH 5th WHEEL HITCHES. NOT FOR CHASSIS CAB TRUCKS		
****	FOR HYDRO FORMED FRAMES	‡			10002 KITS FIT WITH 3349 & 3319 SUPERGLIDE 5th WHEEL RAIL KITS ON 4WD VEHICLES		
▪	WILL NOT FIT MODELS WITH FACTORY AIR SUSPENSION	‡‡			10089 KITS WILL NOT FIT WITH 3349 & 3319 SUPERGLIDE 5th WHEEL RAIL KITS ON 2WD VEHICLES		
✕	VEHICLE MUST HAVE A LIFT BLOCK	♦			DRILLING MAY BE REQUIRED ON TRUCKS WITH AN AFTERMARKET 5th WHEEL HITCH		
Δ	IF THE FRAME TO AXLE PAD DISTANCE IS 7.25" OR LESS, USE KIT 10120	◇			SEE MANUAL OR CALL FOR SPECIFIC SUB-MODEL APPLICATIONS		



AFTERMARKET BY
PACBRAKE

USA
CANADA

1670 Grant Ave, Blaine, WA 98230 • 800.663.0096 / pacbrake.com
26688 56 Ave, Langley, BC V4W 3X5 • EMAIL info@pacbrake.com • FAX 604.882.9278



REV101_01.05.2022



PACBRAKE APPLICATION GUIDE

ALPHA™ AIR SUSPENSION KITS

UPDATED: January 5, 2022

MODEL	YEAR	KIT #	INSTALL MANUAL		FRAME MOUNT			
-------	------	-------	----------------	---	-------------	---	---	---

FORD

Ford F-250 (continued)

F-250 SUPER DUTY (2WD)	2011-2016	HP10194 †††	L6219	DC	Inside	No ♦	4 Hrs	HP10000D
F-250 SUPER DUTY (2WD/4WD)	2011-2016	HP10387 †††	L6450	DC	Inside	No ♦	2 Hrs	HP10068
F-250 SUPER DUTY (2WD/4WD) RATED UP TO 7500LBS	2011-2016	HP10387-X †††	L6526	DC	Inside	No ♦	2 Hrs	HP10438
F-250 SUPER DUTY (2WD/4WD)	2017-2022	HP10401	L6537	DC	Inside	No ♦	2½ Hrs	HP10000D
F-250 SUPER DUTY (2WD/4WD) RATED UP TO 7500LBS	2017-2022	HP10401-X	L6538	DC	Inside	No ♦	2½ Hrs	HP10438





Ford F-350

F-350 (2WD)	1970-1997	HP10019 †	L5685	DC	Outside	Yes	3 Hrs	HP10000D
F-350 (4WD) EXCEPT SUPER HD CHASSIS	1980-1997	HP10019 †	L5685	DC	Outside	Yes	3 Hrs	HP10000D
F-350 SUPER DUTY (2WD) 11,200 GVWR & UNDER	1999-2004	HP10019 †	L5685	DC	Outside	Yes	3 Hrs	HP10000D
F-350 SUPER DUTY (2WD/4WD)	1999-2010	HP10070 ††	L5754	DC	Outside	Yes	3 Hrs	HP10000D
F-350 SUPER DUTY (2WD)	2005-2010	HP10182 †††	L6220	DC	Inside	No ♦	4 Hrs	HP10000D
F-350 SUPER DUTY (4WD)	2005-2010	HP10181 †††	L6220	DC	Inside	No ♦	4 Hrs	HP10000D
F-350 SUPER DUTY (2WD/4WD) <i>Will not fit vehicles with factory installed 5th wheel hitch</i>	2010-2016	HP10070 ††	L5754	DC	Outside	Yes	3 Hrs	HP10000D
F-350 SUPER DUTY (2WD)	2011-2016	HP10194 †††	L6219	DC	Inside	No ♦	4 Hrs	HP10000D
F-350 SUPER DUTY (2WD/4WD)	2011-2016	HP10387 †††	L6450	DC	Inside	No ♦	2 Hrs	HP10068
F-350 SUPER DUTY (2WD/4WD) RATED UP TO 7500LBS	2011-2016	HP10387-X †††	L6526	DC	Inside	No ♦	2 Hrs	HP10438
F-350 SUPER DUTY (2WD/4WD)	2017-2022	HP10401	L6537	DC	Inside	No ♦	2½ Hrs	HP10000D
F-350 SUPER DUTY (2WD/4WD) RATED UP TO 7500LBS	2017-2022	HP10401-X	L6538	DC	Inside	No ♦	2½ Hrs	HP10438

Ford F-450

F-450 SUPER DUTY (2WD/4WD)	2008-2010	HP10187 †††	L6225	DC	Inside	No	4 Hrs	HP10000D
F-450 SUPER DUTY (2WD)	2011-2014	HP10194 †††	L6219	DC	Inside	No ♦	4 Hrs	HP10000D
F-450 SUPER DUTY (2WD/4WD)	2011-2014	HP10387 †††	L6450	DC	Inside	No ♦	2 Hrs	HP10068
F-450 SUPER DUTY (2WD/4WD) RATED UP TO 7500LBS	2011-2014	HP10387-X †††	L6526	DC	Inside	No	2 Hrs	HP10438
F-450 SUPER DUTY (2WD/4WD)	2015-2016	HP10195 †††	L6225	DC	Inside	No	3 Hrs	HP10000D
F-450 SUPER DUTY (2WD/4WD)	2017-2022	HP10401	L6537	DC	Inside	No ♦	2½ Hrs	HP10000D
F-450 SUPER DUTY (2WD/4WD) RATED UP TO 7500LBS	2017-2022	HP10401-X	L6538	DC	Inside	No ♦	2½ Hrs	HP10438

PLEASE NOTE: Kits are designed to fit stock vehicles. For modified vehicles we recommend checking the fitment. Rated up to 5000lbs unless otherwise stated.

	REPLACEMENT AIR SPRING		AIR SPRING STYLE	DC	DOUBLE CONVOLUTED	SS	SLEEVE STYLE
	VEHICLE MODIFICATION REQUIRED		SUGGESTED INSTALLATION TIME	SC	SINGLE CONVOLUTED	IC	IN-COIL
*	THE 10033 KIT REQUIRES 6" BETWEEN THE TIRE AND FRAME			†	10019 KITS FIT WITH A REESE 5th WHEEL RAIL KIT (MODELS 30033, 30035 & 30729)		
**	WILL ONLY FIT WITH STOCK WHEELS & TIRES			††	10070 KITS FIT WITH A DRAW TITE 15000 5th WHEEL HITCH		
***	FOR 'C' CHANNEL FRAMES			†††	FOR ALL TRUCKS, INCLUDING THOSE WITH 5th WHEEL HITCHES. NOT FOR CHASSIS CAB TRUCKS		
****	FOR HYDRO FORMED FRAMES			‡	10002 KITS FIT WITH 3349 & 3319 SUPERGLIDE 5th WHEEL RAIL KITS ON 4WD VEHICLES		
▪	WILL NOT FIT MODELS WITH FACTORY AIR SUSPENSION			‡‡	10089 KITS WILL NOT FIT WITH 3349 & 3319 SUPERGLIDE 5th WHEEL RAIL KITS ON 2WD VEHICLES		
✕	VEHICLE MUST HAVE A LIFT BLOCK			♦	DRILLING MAY BE REQUIRED ON TRUCKS WITH AN AFTERMARKET 5th WHEEL HITCH		
Δ	IF THE FRAME TO AXLE PAD DISTANCE IS 7.25" OR LESS, USE KIT 10120			◇	SEE MANUAL OR CALL FOR SPECIFIC SUB-MODEL APPLICATIONS		



AFTERMARKET BY
PACBRAKE

USA
CANADA

1670 Grant Ave, Blaine, WA 98230 • 800.663.0096 / pacbrake.com

26688 56 Ave, Langley, BC V4W 3X5 • EMAIL info@pacbrake.com • FAX 604.882.9278



REV101_01.05.2022



PACBRAKE APPLICATION GUIDE

ALPHA™ AIR SUSPENSION KITS

UPDATED: January 5, 2022

MODEL	YEAR	KIT #	INSTALL MANUAL		FRAME MOUNT			
-------	------	-------	----------------	---	-------------	---	---	---

FORD

Ford Vans/Commercial Vehicles

TRANSIT 150 (2WD)	2015-2019	HP10307	L6444	DC	Inside	No	2 ½ Hrs	HP10000D
TRANSIT 250 (2WD)	2015-2019	HP10307	L6444	DC	Inside	No	2 ½ Hrs	HP10000D
TRANSIT 350 (2WD) <i>Will not fit 350HD or DRW vehicles</i>	2015-2019	HP10307	L6444	DC	Inside	No	2 ½ Hrs	HP10000D
TRANSIT 350HD DRW (2WD/4WD) CLASS C MOTORHOME	2013-2020	HP10398	L6541	DC	Inside	No	2 ½ Hrs	HP10000D
E-350 (2WD / 4WD) CAB-CHASSIS	2008-2021	HP10370	L6503	DC	Inside	No	1 ½ Hrs	HP10000D
E-350 (2WD / 4WD) CLASS C MOTORHOME	2008-2021	HP10370	L6503	DC	Inside	No	1 ½ Hrs	HP10000D
E-450 (2WD / 4WD) CAB-CHASSIS	2008-2021	HP10370	L6503	DC	Inside	No	1 ½ Hrs	HP10000D
E-450 (2WD / 4WD) CLASS C MOTORHOME	2008-2021	HP10370	L6503	DC	Inside	No	1 ½ Hrs	HP10000D
F-450 (2WD / 4WD) CAB-CHASSIS	2012-2021	HP10324	L6459	DC	Outside	Yes	3 Hrs	HP10068
F-550 (2WD / 4WD) CAB-CHASSIS	2012-2021	HP10324	L6459	DC	Outside	Yes	3 Hrs	HP10068
F-600 (2WD / 4WD) CAB-CHASSIS	2020-2021	HP10324	L6459	DC	Outside	Yes	3 Hrs	HP10068





FREIGHTLINER

SPRINTER, 2500 (2WD)	2007-2014	HP10147	L6037	DC	Inside	Yes	3 Hrs	HP10000D
SPRINTER, 2500 (2WD / 4WD) SRW VEHICLES	2006-2020	HP10395	L6536	DC	Inside	No	2 Hrs	HP10000D
SPRINTER, 2500 (2WD / 4WD) SRW VEHICLES	2006-2020	HP10395-X	L6529	DC	Inside	No	2 Hrs	HP10438
SPRINTER, 3500 (2WD / 4WD) SRW VEHICLES	2006-2020	HP10395	L6536	DC	Inside	No	2 Hrs	HP10000D
SPRINTER, 3500 (2WD / 4WD) SRW VEHICLES	2006-2020	HP10395-X	L6529	DC	Inside	No	2 Hrs	HP10438
SPRINTER, 3500XD (2WD / 4WD) DRW VEHICLES <i>Does not fit models with ride height sensors</i>	2006-2020	HP10391	L6527	DC	Inside	No	2 Hrs	HP10000D
SPRINTER, 3500XD (2WD / 4WD) DRW VEHICLES <i>Does not fit models with ride height sensors</i>	2006-2020	HP10391-X	L6535	DC	Inside	No	2 Hrs	HP10438
SPRINTER, 4500 (2WD / 4WD) DRW VEHICLES <i>Does not fit models with ride height sensors</i>	2006-2020	HP10391	L6527	DC	Inside	No	2 Hrs	HP10000D
SPRINTER, 4500 (2WD / 4WD) DRW VEHICLES <i>Does not fit models with ride height sensors</i>	2006-2020	HP10391-X	L6535	DC	Inside	No	2 Hrs	HP10438

MAZDA

MAZDA PICK-UPS (2WD / 4WD) <i>Will only fit with stock wheels and tires</i>	1998-2010	HP10019 †	L5685	DC	Outside	Yes	3 Hrs	HP10000D
--	-----------	-----------	-------	----	---------	-----	-------	----------

PLEASE NOTE: Kits are designed to fit stock vehicles. For modified vehicles we recommend checking the fitment. Rated up to 5000lbs unless otherwise stated.

	REPLACEMENT AIR SPRING		AIR SPRING STYLE	DC	DOUBLE CONVOLUTED	SS	SLEEVE STYLE
	VEHICLE MODIFICATION REQUIRED		SUGGESTED INSTALLATION TIME	SC	SINGLE CONVOLUTED	IC	IN-COIL
*	THE 10033 KIT REQUIRES 6" BETWEEN THE TIRE AND FRAME			†	10019 KITS FIT WITH A REESE 5th WHEEL RAIL KIT (MODELS 30033, 30035 & 30729)		
**	WILL ONLY FIT WITH STOCK WHEELS & TIRES			††	10070 KITS FIT WITH A DRAW TITE 15000 5th WHEEL HITCH		
***	FOR 'C' CHANNEL FRAMES			†††	FOR ALL TRUCKS, INCLUDING THOSE WITH 5th WHEEL HITCHES. NOT FOR CHASSIS CAB TRUCKS		
****	FOR HYDRO FORMED FRAMES			‡	10002 KITS FIT WITH 3349 & 3319 SUPERGLIDE 5th WHEEL RAIL KITS ON 4WD VEHICLES		
▪	WILL NOT FIT MODELS WITH FACTORY AIR SUSPENSION			‡‡	10089 KITS WILL NOT FIT WITH 3349 & 3319 SUPERGLIDE 5th WHEEL RAIL KITS ON 2WD VEHICLES		
✕	VEHICLE MUST HAVE A LIFT BLOCK			‡‡‡	DRILLING MAY BE REQUIRED ON TRUCKS WITH AN AFTERMARKET 5th WHEEL HITCH		
Δ	IF THE FRAME TO AXLE PAD DISTANCE IS 7.25" OR LESS, USE KIT 10120			‡‡‡‡	SEE MANUAL OR CALL FOR SPECIFIC SUB-MODEL APPLICATIONS		



AFTERMARKET BY
PACBRAKE

USA
CANADA

1670 Grant Ave, Blaine, WA 98230 • 800.663.0096 / pacbrake.com

26688 56 Ave, Langley, BC V4W 3X5 • EMAIL info@pacbrake.com • FAX 604.882.9278







REV101_01.05.2022



PACBRAKE APPLICATION GUIDE

ALPHA™ AIR SUSPENSION KITS





UPDATED: January 5, 2022

MODEL	YEAR	KIT #	INSTALL MANUAL		FRAME MOUNT				
MERCEDES									
SPRINTER, 2500 (2WD)	2010-2014	HP10147	L6037	DC	Inside	Yes	3 Hrs	HP10000D	
SPRINTER, 2500 (2WD / 4WD) SRW VEHICLES	2006-2020	HP10395	L6536	DC	Inside	No	2 Hrs	HP10000D	
SPRINTER, 2500 (2WD / 4WD) SRW VEHICLES	2006-2020	HP10395-X	L6529	DC	Inside	No	2 Hrs	HP10438	
SPRINTER, 3500 (2WD / 4WD) SRW VEHICLES	2006-2020	HP10395	L6536	DC	Inside	No	2 Hrs	HP10000D	
SPRINTER, 3500 (2WD / 4WD) SRW VEHICLES	2006-2020	HP10395-X	L6529	DC	Inside	No	2 Hrs	HP10438	
SPRINTER, 3500XD (2WD / 4WD) DRW VEHICLES <i>Does not fit models with ride height sensors</i>	2006-2020	HP10391	L6527	DC	Inside	No	2 Hrs	HP10000D	
SPRINTER, 3500XD (2WD / 4WD) DRW VEHICLES <i>Does not fit models with ride height sensors</i>	2006-2020	HP10391-X	L6535	DC	Inside	No	2 Hrs	HP10438	
SPRINTER, 4500 (2WD / 4WD) DRW VEHICLES <i>Does not fit models with ride height sensors</i>	2006-2020	HP10391	L6527	DC	Inside	No	2 Hrs	HP10000D	
SPRINTER, 4500 (2WD / 4WD) DRW VEHICLES <i>Does not fit models with ride height sensors</i>	2006-2020	HP10391-X	L6535	DC	Inside	No	2 Hrs	HP10438	

NISSAN									
TITAN (2WD / 4WD) <i>Will not fit PRO-4X models</i>	2004-2015	HP10222	L6376	DC	Inside	Yes	2 Hrs	HP10000D	
TITAN XD (2WD / 4WD) XD MODELS ONLY	2016-2019	HP10338	L6477	DC	Inside	No	2 Hrs	HP10000D	

STERLING									
BULLET 4500, BULLET 5500 (2WD / 4WD) CHASSIS CAB	2007-2009	HP10121	L5934	DC	Inside	No	3 Hrs	HP10068	

TOYOTA									
Toyota Tacoma ALL TOYOTA KITS REQUIRE A MINIMUM OF 5" BETWEEN THE TIRE AND FRAME AND WILL ONLY FIT WITH STOCK WHEELS AND TIRES 1995-2004. THIS DOES NOT APPLY TO 10311.									
TOYOTA TACOMA (4WD)	1995-2004	HP10191	L6270	SS	Outside	Yes	3 Hrs	HP10173	
TOYOTA TACOMA (4WD)	2005-2014	HP10165	L6173	SS	Outside	No	3 Hrs	HP10199	
TOYOTA TACOMA (4WD)	2005-2020	HP10311	L6449	SC	Inside	No	2½ Hrs	HP10083	
TOYOTA TACOMA PRERUNNER (2WD)	2005-2020	HP10311	L6449	SC	Inside	No	2½ Hrs	HP10083	
TOYOTA TACOMA (4WD) <i>This kit may require the use of additional spacers.</i>	2005-2019	HP10328	L6469	SS	Inside	No	3 Hrs	HP10001	
TOYOTA TACOMA PRERUNNER (2WD)	2005-2019	HP10328	L6469	SS	Inside	No	3 Hrs	HP10001	
Toyota Tundra ALL TOYOTA KITS REQUIRE A MINIMUM OF 5" BETWEEN THE TIRE AND FRAME AND WILL ONLY FIT WITH STOCK WHEELS AND TIRES 1995-2004									
TOYOTA TUNDRA (2WD / 4WD)	2001-2006	HP10126	L6010	SC	Outside	No	2½ Hrs	HP10083	
TOYOTA TUNDRA (2WD / 4WD) <i>Trucks in which the upper jounce bumper pad protrudes 1" below the frame</i>	2001-2006	HP10158	L6010	SC	Outside	No	2½ Hrs	HP10083	
TOYOTA TUNDRA (2WD / 4WD)	2007-2021	HP10128	L6010	SC	Outside	No	2½ Hrs	HP10083	

PLEASE NOTE: Kits are designed to fit stock vehicles. For modified vehicles we recommend checking the fitment. Rated up to 5000lbs unless otherwise stated.															
	REPLACEMENT AIR SPRING		AIR SPRING STYLE	DC	DOUBLE CONVOLUTED	SS	SLEEVE STYLE		VEHICLE MODIFICATION REQUIRED		SUGGESTED INSTALLATION TIME	SC	SINGLE CONVOLUTED	IC	IN-COIL
*	THE 10033 KIT REQUIRES 6" BETWEEN THE TIRE AND FRAME			†	10019 KITS FIT WITH A REESE 5th WHEEL RAIL KIT (MODELS 30033, 30035 & 30729)										
**	WILL ONLY FIT WITH STOCK WHEELS & TIRES			††	10070 KITS FIT WITH A DRAW TITE 15000 5th WHEEL HITCH										
***	FOR 'C' CHANNEL FRAMES			†††	FOR ALL TRUCKS, INCLUDING THOSE WITH 5th WHEEL HITCHES. NOT FOR CHASSIS CAB TRUCKS										
****	FOR HYDRO FORMED FRAMES			‡	10002 KITS FIT WITH 3349 & 3319 SUPERGLIDE 5th WHEEL RAIL KITS ON 4WD VEHICLES										
▪	WILL NOT FIT MODELS WITH FACTORY AIR SUSPENSION			‡‡	10089 KITS WILL NOT FIT WITH 3349 & 3319 SUPERGLIDE 5th WHEEL RAIL KITS ON 2WD VEHICLES										
✕	VEHICLE MUST HAVE A LIFT BLOCK			‡‡‡	DRILLING MAY BE REQUIRED ON TRUCKS WITH AN AFTERMARKET 5th WHEEL HITCH										
Δ	IF THE FRAME TO AXLE PAD DISTANCE IS 7.25" OR LESS, USE KIT 10120			‡‡‡‡	SEE MANUAL OR CALL FOR SPECIFIC SUB-MODEL APPLICATIONS										



AFTERMARKET BY
PACBRAKE

USA 1670 Grant Ave, Blaine, WA 98230 • 800.663.0096 / pacbrake.com
CANADA 26688 56 Ave, Langley, BC V4W 3X5 • EMAIL info@pacbrake.com • FAX 604.882.9278

REV101_01.05.2022



PACBRAKE APPLICATION GUIDE

ALPHA™ AIR SUSPENSION KITS

UPDATED: January 5, 2022

MODEL	YEAR	KIT #	INSTALL MANUAL		FRAME MOUNT			
-------	------	-------	----------------	---	-------------	---	---	---

UNIVERSAL FIT

FABRICATORS REAR AIR SPRING KIT <small>SMALL AIR SPRINGS</small>		HP10130	L5953	DC	—	—	—	HP10000D
FABRICATORS FRONT AIR SPRING KIT <small>LARGE AIR SPRINGS</small>		HP10086	L5953	DC	—	—	—	HP10068





AIR SUSPENSION SPACERS

2" Spacers <small>Universal fit with single & double convoluted air springs only</small>		HP10152	L6100	DC/SC	—	—	—	—
4" Spacers <small>Universal fit with single & double convoluted air springs only</small>		HP10154	L6100	DC/SC	—	—	—	—
6" Spacers <small>Universal fit with single & double convoluted air springs only</small>		HP10156	L6100	DC/SC	—	—	—	—
Tacoma Spacers 1" Lift <small>May be required with the purchase of 10328 kits</small>		HP10329	L6470	SS	—	—	—	HP10001
Tacoma Spacers 2" Lift <small>May be required with the purchase of 10328 kits</small>		HP10330	L6470	SS	—	—	—	HP10001
Tacoma Spacers 3" Lift <small>May be required with the purchase of 10328 kits</small>		HP10331	L6470	SS	—	—	—	HP10001

REPLACEMENT AIR SUSPENSION SPRINGS

REPLACEMENT Double Convoluted Air Spring	HP10000D	—	DC	—	—	—	—
REPLACEMENT Sleeve Style Air Spring	HP10001	—	SS	—	—	—	—
REPLACEMENT Large Double Convoluted Air Spring	HP10068	—	DC	—	—	—	—
REPLACEMENT Extreme Duty Large Double Convoluted Air Spring	HP10438	—	DC	—	—	—	—
REPLACEMENT Single Convoluted Air Spring	HP10083	—	SC	—	—	—	—
REPLACEMENT Sleeve Style Air Spring	HP10173	—	SS	—	—	—	—
REPLACEMENT In-Coil Spring <small>(OUT OF STOCK)</small>	HP10189	—	IC	—	—	—	—

PLEASE NOTE: Kits are designed to fit stock vehicles. For modified vehicles we recommend checking the fitment. Rated up to 5000lbs unless otherwise stated.

	REPLACEMENT AIR SPRING		AIR SPRING STYLE	DC	DOUBLE CONVOLUTED	SS	SLEEVE STYLE
	VEHICLE MODIFICATION REQUIRED		SUGGESTED INSTALLATION TIME	SC	SINGLE CONVOLUTED	IC	IN-COIL
*	THE 10033 KIT REQUIRES 6" BETWEEN THE TIRE AND FRAME			†	10019 KITS FIT WITH A REESE 5th WHEEL RAIL KIT (MODELS 30033, 30035 & 30729)		
**	WILL ONLY FIT WITH STOCK WHEELS & TIRES			††	10070 KITS FIT WITH A DRAW TITE 15000 5th WHEEL HITCH		
***	FOR 'C' CHANNEL FRAMES			†††	FOR ALL TRUCKS, INCLUDING THOSE WITH 5th WHEEL HITCHES. NOT FOR CHASSIS CAB TRUCKS		
****	FOR HYDRO FORMED FRAMES			‡	10002 KITS FIT WITH 3349 & 3319 SUPERGLIDE 5th WHEEL RAIL KITS ON 4WD VEHICLES		
▪	WILL NOT FIT MODELS WITH FACTORY AIR SUSPENSION			‡‡	10089 KITS WILL NOT FIT WITH 3349 & 3319 SUPERGLIDE 5th WHEEL RAIL KITS ON 2WD VEHICLES		
×	VEHICLE MUST HAVE A LIFT BLOCK			‡‡‡	DRILLING MAY BE REQUIRED ON TRUCKS WITH AN AFTERMARKET 5th WHEEL HITCH		
Δ	IF THE FRAME TO AXLE PAD DISTANCE IS 7.25" OR LESS, USE KIT 10120			‡‡‡‡	SEE MANUAL OR CALL FOR SPECIFIC SUB-MODEL APPLICATIONS		



AFTERMARKET BY
PACBRAKE

USA
CANADA

1670 Grant Ave, Blaine, WA 98230 • 800.663.0096 / pacbrake.com

26688 56 Ave, Langley, BC V4W 3X5 • EMAIL info@pacbrake.com • FAX 604.882.9278



REV101_01.05.2022